



VENTEGO

LED LUMINAIRE: FLEXIBLE MOUNTING, UNIFORM ILLUMINATION

The IP65 VENTEGO luminaire is an extremely flat, highly impact-resistant (5x IK 10), vandal-proof surface-mountable luminaire. Thanks to the design and uniform illumination, the VENTEGO (IP65) is ideal for tunnels, underpasses, parking garages and tram/bus/metro and train stations. VENTEGO is available in 2 standard lengths, depending on lumen output. The energy-efficient luminaire is suitable for individual use, linear lighting and corner mounting.



Application areas



Features



OPTIONS



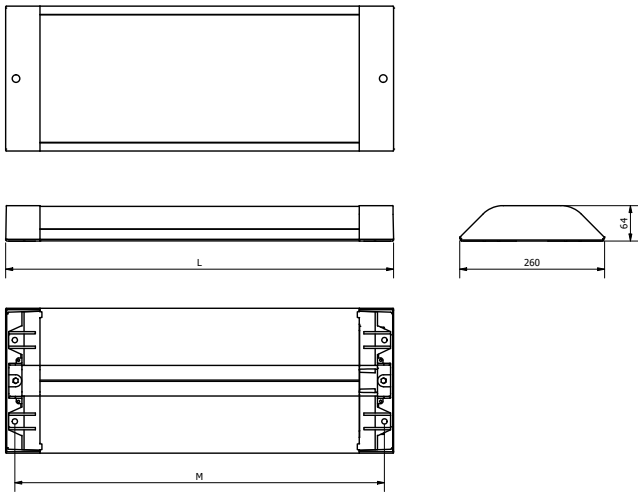
PRODUCT SPECIFICATIONS

- Housing in double coated aluminium profile, white (RAL 9010) or grey (RAL 9007) integrated cable duct (up to 14 mm) with partition
- End caps and light cover are connected to the luminaire by means of captive screws
- Light cover 4 mm UV-stabilized polycarbonate, clear or clear prismatic
- Assembly, installation and maintenance friendly
- Standard closure with hexagonal socket screw, special screws offer additional protection against unauthorized opening
- 3-phase through wiring, prepared for line mounting, easy installation
- 2 membrane nipples are integrated on each end for cable entry
- Voltage: 230/240 V, 50 Hz
- Colour temperature neutral white (4000K)
- CRI: > 80
- Expected lifespan 100.000 hours at T environment = 25°C (L80/F10)

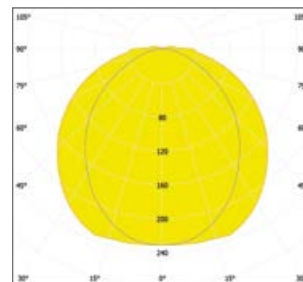
OPTIONS

- Colour temperature warm white (3000K)
- Smartscan
- 1-10V/Dali
- Control phase
- Constant Lumen Output (CLO)
- Constant Current
- Emergency lighting (from L 1307 mm)
- Night light
- Other RAL colour
- Anti-graffiti coating
- Light cover frosted (3x IK10)
- Safety class II
- Line lighting
- Intermediate pieces
- Mounting brackets and cover plates for corner mounting
- Security screw: JVA 3-pin
- Key for JVA 3-pin screw
- Security screw: HSS
- Key for security screw HSS

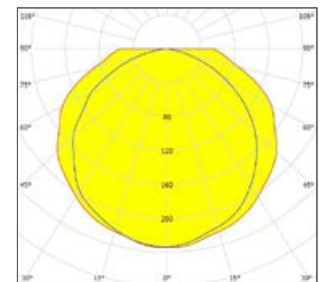
DIMENSIONS VENTEGO (in mm)



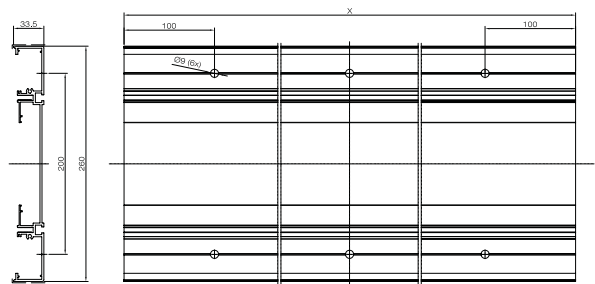
CLEAR PRISMATIC



CLEAR



SET-UP CANAL (option)



Lightronics supplies its fixtures standard as Easy Light with a fixed lumen output.



The smart lighting system SmartScan optimises the use of luminaires in your environment. Thanks to wireless communication, there is always sufficient light when required and energy is saved.

VENTEGO LUMEN LED					
Lumen LED	Housing	Size l (mm)	Size m (mm)	LED-power (W)	System power (W)
1100	2	697	664	5,9	7,7
1300	2	697	664	6,9	8,9
1600	2	697	664	8,7	10,7
1800	2	697	664	9,7	11,9
2000	2	697	664	11,1	13,4
2200	2	697	664	12,1	14,5
2500	2	697	664	14,3	16,7
2800	2	697	664	16,0	18,4
3100	2	697	664	17,7	20,3
3400	2	697	664	19,9	22,7
3600	2	697	664	21,6	24,0
3600	4	1307	1274	19,5	22,4
3900	4	1307	1274	21,6	24,8
4400	4	1307	1274	24,2	27,5
5000	4	1307	1274	28,5	31,7
5500	4	1307	1274	31,1	34,6
6000	4	1307	1274	34,5	38,3
6500	4	1307	1274	38,0	41,7
7000	4	1307	1274	40,6	44,5
7500	4	1307	1274	44,1	48,2
8000	4	1307	1274	46,8	51,2

ADDITIONAL OPTIONS VENTEGO



**DOUBLE ANGLE
BRACKET LIGHTLINE**



**COUNTER MOUNTING
SET LOOSE MOUNTING**




**COVER PLATE
CORNER MOUNTING**



SET-UP CANAL

LIGHTLINE



VENTEGO

- Intermediate pieces (RAL9010*) for line mounting

500 mm
 1000 mm
 1500 mm
 2000 mm
 2500 mm
 3000 mm

- Double cap (RAL9010*) for line mounting

Double cap with hexagonal socket screw
 Double cap with Security screw: JVA 3-pin
 Double cap with Security screw: HSS

- End caps (RAL9010*) for line mounting

End cap with hexagonal socket screw
 End cap with Security screw: JVA 3-pin
 End cap with Security screw: HSS

- For corner mounting

Cover plate 45° (RAL9010*)
 Corner mounting set 45° single installation
 Double corner bracket 45° for line mounting

- Set-up canal (RAL9010*)

Set-up canal L1000 mm, H33,5 mm
 Set-up canal L2000 mm, H33,5 mm
 Set-up canal L2500 mm, H75 mm

* Also available in RAL 9007 on request

